

AircraftBluebook

www.aircraftbluebook.com

Aircraft Bluebook

September 15, 2017

Prepared By

AERONUVO, The Aircraft Appraisal and Valuation Company

Gulfstream (Formerly IAI) 2007 - G-200

Business Jet

Model: **GULFSTREAM G-200 (Formerly Galaxy Business Jet)**

Year: **2007**


Serial Number: **155 through 184**

Trend: **No Change**

Engine Takeoff Power: **P&W 306A, 6,040 lbs thr**

Engine TBO Hours: **6000**

Max Seats: **10**



Base Average Equipment

Collins Pro Line 4 avionics	EICAS eng/crew alert sys	5-tube EFIS
TCAS	RVSM	TAWS A
Flight Data Rcdr	Entertainment System	APU
ESP	3rd Crew Jumpseat	Maintenance & Inspections Half-Life unless specified
P&I rated 8/+	ADs SBs complied	Avg AFTT
No DH	Complete Logbooks since new	

Recent ADs

11-23-7 10-20-4 08-16-10 07-7-11 07-17-16

Bluebook Notes

JSSI programs available, refer to Aircraft Maintenance Section for details

NOTE: Non-Standard Interiors may affect value

Serial numbers for model year are reported by Entry Into Service which may vary from Calendar Year of Manufacture

aeronuvo.com

Maintenance Programs

Enrolled on Maintenance Program: YES

Aircraft Bluebook Values - Fall 2017 Vol. 17-03

	Factory New List Standard Price	Factory New List Average Equip Price	Average Retail Price	Average Wholesale Price
Published Rates	\$22,075,000.00	\$22,075,000.00	\$4,800,000.00	\$4,260,000.00
Total Time Air Frame (2000.0 hrs)	\$0.00	\$0.00	\$264,000.00	\$234,300.00
Since Major Overhaul - Engine 1 (0.0 hrs)	\$0.00	\$0.00	\$0.00	\$0.00
Since Major Overhaul - Engine 2 (0.0 hrs)	\$0.00	\$0.00	\$0.00	\$0.00
Collins Avionics - FMS-90	\$0.00	\$0.00	\$47,790.90	\$35,843.17
Collins Avionics - TWR-850	\$0.00	\$0.00	\$38,475.00	\$28,856.25
Collins Avionics - VHF-250	\$0.00	\$0.00	\$749.25	\$561.94
Collins Avionics - TDR-94D	\$0.00	\$0.00	\$15,540.75	\$11,655.56
Total	\$22,075,000.00	\$22,075,000.00	\$5,166,556.00	\$4,571,216.50

Please Read

The Aircraft Bluebook is designed and developed as a service for the purchasers thereof to assist them in arriving at the fair market value of aircraft listed herein, but is intended only as a guide and is not to be considered to reflect all factors involved in the appraisal process of any particular aircraft. All prices in the Digest are considered a representative average.

Drawings are for general reference only and may not incorporate minor differences between year models.

The information herein is prepared from many sources, is edited, and believed to be correct. The publishers do not warrant the accuracy of the source material and assume no responsibility to any person or persons in connection with the use of this guide. In case of error or omission, the liability of the company, if any, is limited and many not, in any event, exceed the amount paid for the service during the period covered by the guide in which the error or omission occurred.

Historical Value Reference

Gulfstream (Formerly IAI) 2007 - G-200

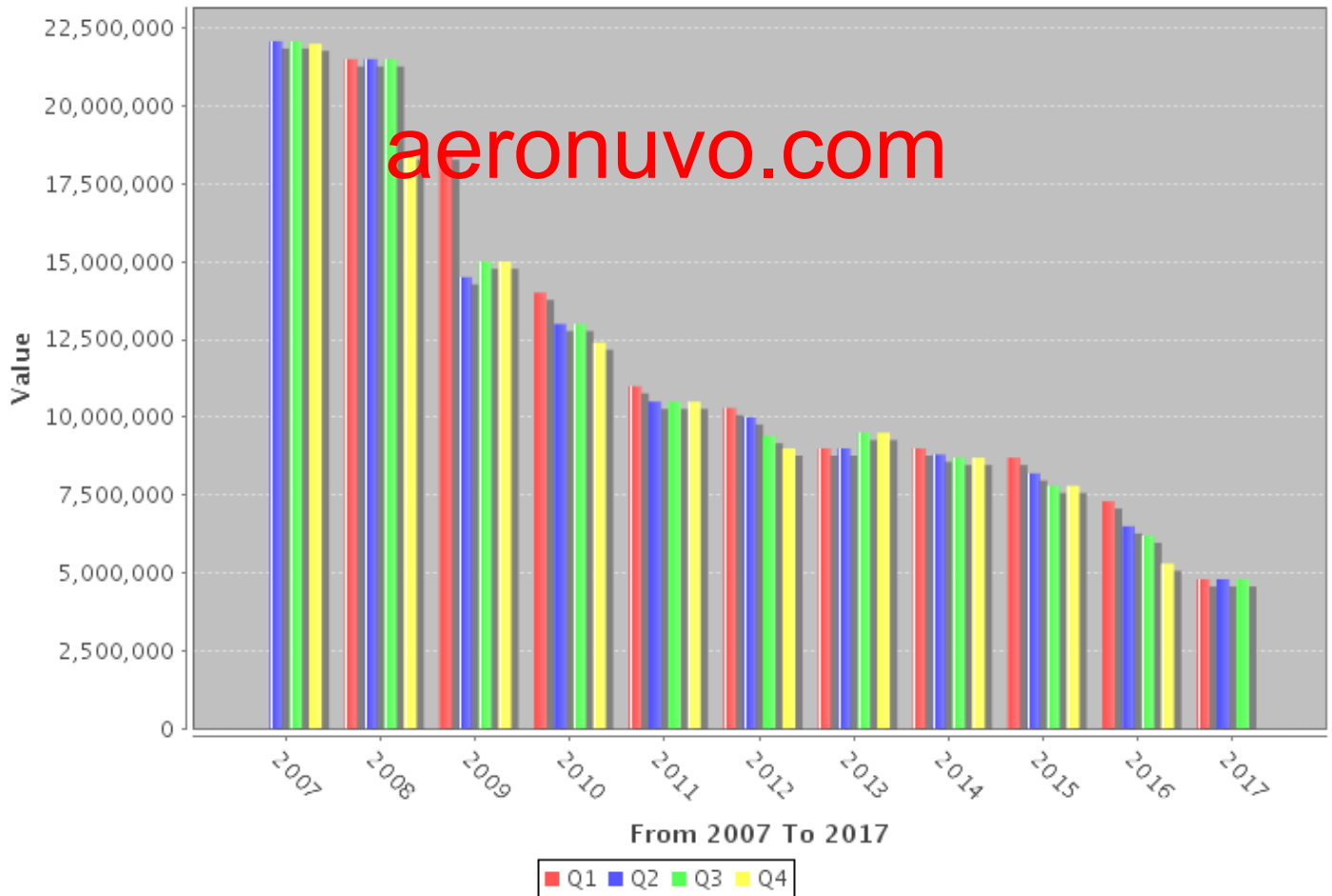
Business Jet
 Model: **GULFSTREAM G-200 (Formerly Galaxy Business Jet)**
 Year: **2007**
 Serial Number: **155 through 184**
 Trend: **No Change**
 Engine Takeoff Power: **P&W 306A, 6,040 lbs thr**
 Engine TBO Hours: **6000**
 Max Seats: **10**



Base Average Equipment

Collins Pro Line 4 avionics	EICAS eng/crew alert sys	5-tube EFIS
TCAS	RVSM	TAWS A
Flight Data Rcdr	Entertainment System	APU
ESP	3rd Crew Jumpseat	Maintenance & Inspections Half-Life unless specified
P&I rated 8/+	ADs SBs complied	Avg AFTT
No DH	Complete Logbooks since new	

Historic Trend



Average Retail Values

Year	Quarter 1	Quarter 2	Quarter 3	Quarter 4
2007		\$22,075,000.00	\$22,075,000.00	\$22,000,000.00

Historical Value Reference

Gulfstream (Formerly IAI) 2007 - G-200

Business Jet
 Model: GULFSTREAM G-200 (Formerly Galaxy Business Jet)

Year: 2007
 Serial Number: 155 through 184

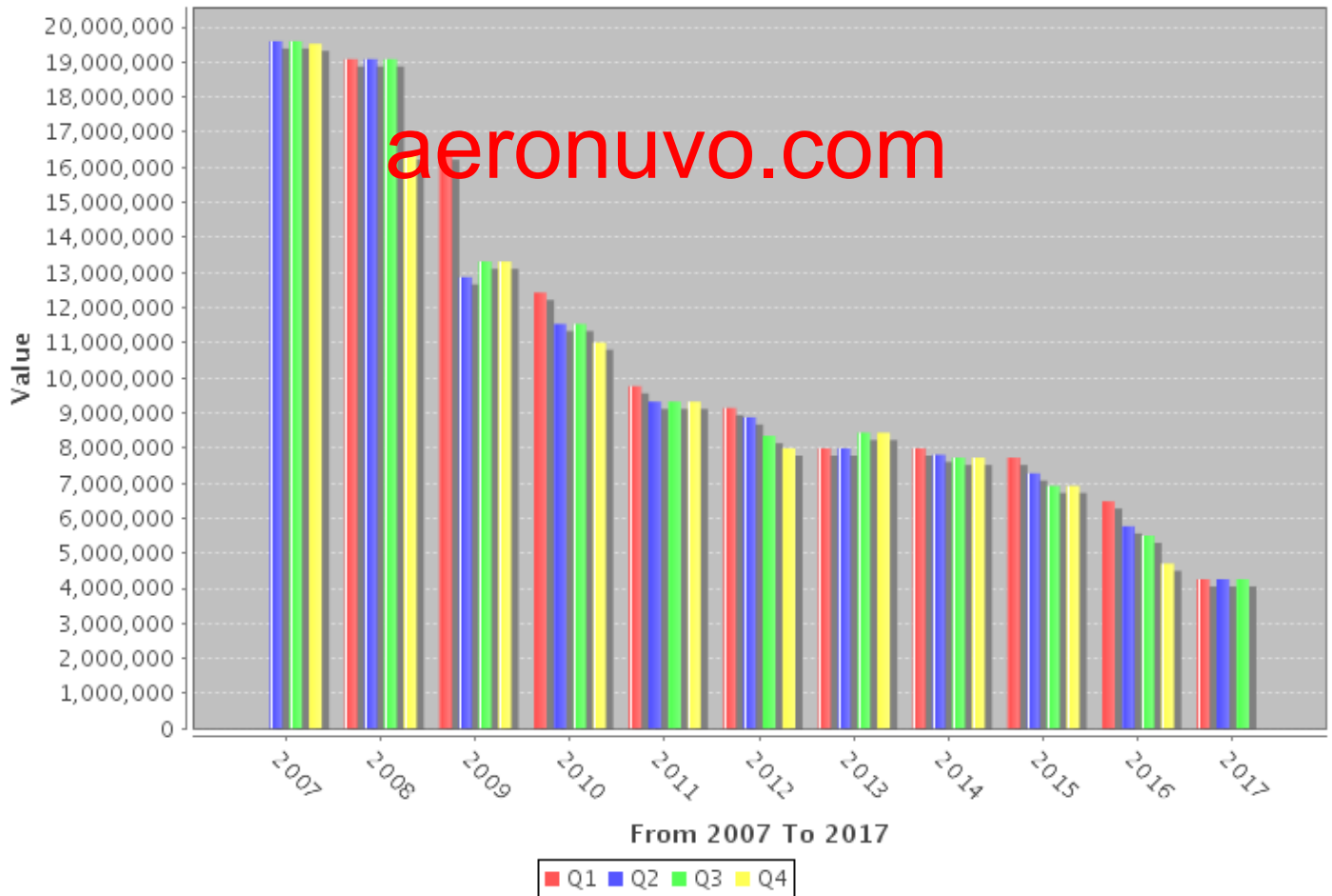
Trend: **No Change**
 Engine Takeoff Power: P&W 306A, 6,040 lbs thr
 Engine TBO Hours: 6000
 Max Seats: 10



Base Average Equipment

Collins Pro Line 4 avionics	EICAS eng/crew alert sys	5-tube EFIS
TCAS	RVSM	TAWS A
Flight Data Rcdr	Entertainment System	APU
ESP	3rd Crew Jumpseat	Maintenance & Inspections Half-Life unless specified
P&I rated 8/+	ADs SBs complied	Avg AFTT
No DH	Complete Logbooks since new	

Historic Trend



Average Wholesale Values

Year	Quarter 1	Quarter 2	Quarter 3	Quarter 4
2007		\$19,593,000.00	\$19,593,000.00	\$19,526,000.00

Year	Quarter 1	Quarter 2	Quarter 3	Quarter 4
2008	\$19,082,000.00	\$19,082,000.00	\$19,082,000.00	\$16,420,000.00
2009	\$16,420,000.00	\$12,869,000.00	\$13,313,000.00	\$13,313,000.00
2010	\$12,426,000.00	\$11,538,000.00	\$11,538,000.00	\$11,006,000.00
2011	\$9,763,000.00	\$9,319,000.00	\$9,319,000.00	\$9,319,000.00
2012	\$9,142,000.00	\$8,876,000.00	\$8,343,000.00	\$7,988,000.00
2013	\$7,988,000.00	\$7,988,000.00	\$8,432,000.00	\$8,432,000.00
2014	\$7,988,000.00	\$7,810,000.00	\$7,722,000.00	\$7,722,000.00
2015	\$7,722,000.00	\$7,278,000.00	\$6,923,000.00	\$6,923,000.00
2016	\$6,479,000.00	\$5,769,000.00	\$5,503,000.00	\$4,704,000.00
2017	\$4,260,000.00	\$4,260,000.00	\$4,260,000.00	

Please Read

The Aircraft Bluebook is designed and developed as a service for the purchasers thereof to assist them in arriving at the fair market value of aircraft listed herein, but is intended only as a guide and is not to be considered to reflect all factors involved in the appraisal process of any particular aircraft. All prices in the Digest are considered a representative average.

Drawings are for general reference only and may not incorporate minor differences between year models.

The information herein is prepared from many sources, is edited, and believed to be correct. The publishers do not warrant the accuracy of the source material and assume no responsibility to any person or persons in connection with the use of this guide. In case of error or omission, the liability of the company, if any, is limited and many not, in any event, exceed the amount paid for the service during the period covered by the guide in which the error or omission occurred.

aeronuvo.com

Year	Quarter 1	Quarter 2	Quarter 3	Quarter 4
2008	\$21,500,000.00	\$21,500,000.00	\$21,500,000.00	\$18,500,000.00
2009	\$18,500,000.00	\$14,500,000.00	\$15,000,000.00	\$15,000,000.00
2010	\$14,000,000.00	\$13,000,000.00	\$13,000,000.00	\$12,400,000.00
2011	\$11,000,000.00	\$10,500,000.00	\$10,500,000.00	\$10,500,000.00
2012	\$10,300,000.00	\$10,000,000.00	\$9,400,000.00	\$9,000,000.00
2013	\$9,000,000.00	\$9,000,000.00	\$9,500,000.00	\$9,500,000.00
2014	\$9,000,000.00	\$8,800,000.00	\$8,700,000.00	\$8,700,000.00
2015	\$8,700,000.00	\$8,200,000.00	\$7,800,000.00	\$7,800,000.00
2016	\$7,300,000.00	\$6,500,000.00	\$6,200,000.00	\$5,300,000.00
2017	\$4,800,000.00	\$4,800,000.00	\$4,800,000.00	

Please Read

The Aircraft Bluebook is designed and developed as a service for the purchasers thereof to assist them in arriving at the fair market value of aircraft listed herein, but is intended only as a guide and is not to be considered to reflect all factors involved in the appraisal process of any particular aircraft. All prices in the Digest are considered a representative average.

Drawings are for general reference only and may not incorporate minor differences between year models.

The information herein is prepared from many sources, is edited, and believed to be correct. The publishers do not warrant the accuracy of the source material and assume no responsibility to any person or persons in connection with the use of this guide. In case of error or omission, the liability of the company, if any, is limited and many not, in any event, exceed the amount paid for the service during the period covered by the guide in which the error or omission occurred.

aeronuvo.com